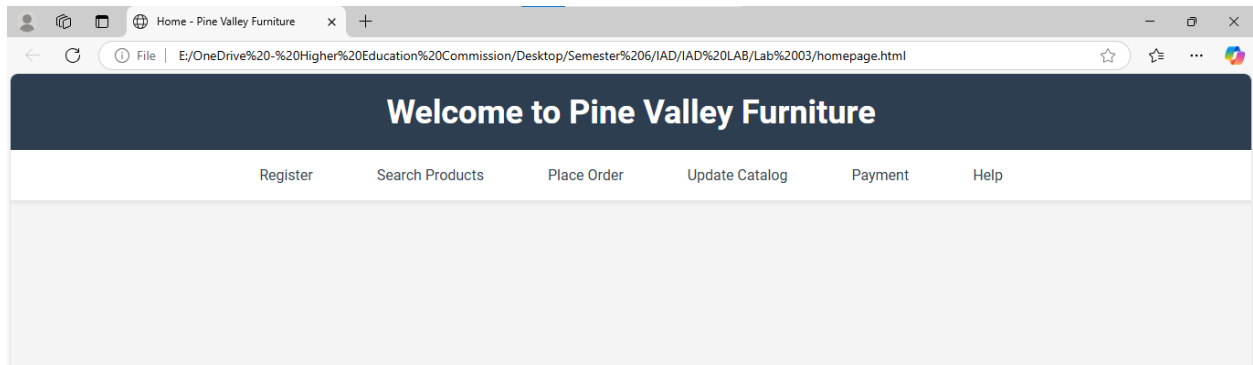


## Output Screenshot:

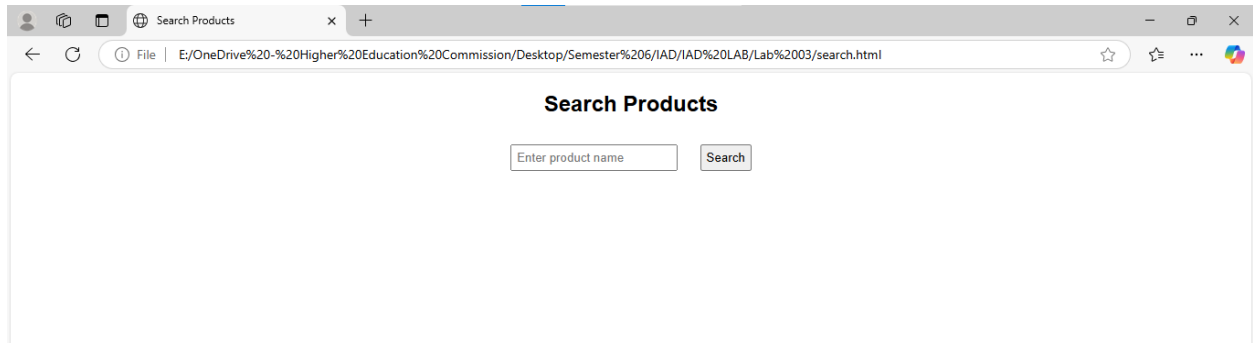
### Home page:



### Customer Registration:

A screenshot of a web browser displaying the 'New Customer Registration' page. The browser's address bar shows the file path 'E:/OneDrive%20-%20Higher%20Education%20Commission/Desktop/Semester%206/IAD%20LAB/Lab%2003/homepage.html'. The page has a title 'Registration'. Below the title are several input fields: 'Full Name:', 'Email:', 'Password:', 'Confirm Password:', 'Phone Number:', and 'Address:'. Each field is followed by a text input box. At the bottom left of the form is a 'Register' button.

## Product Search:

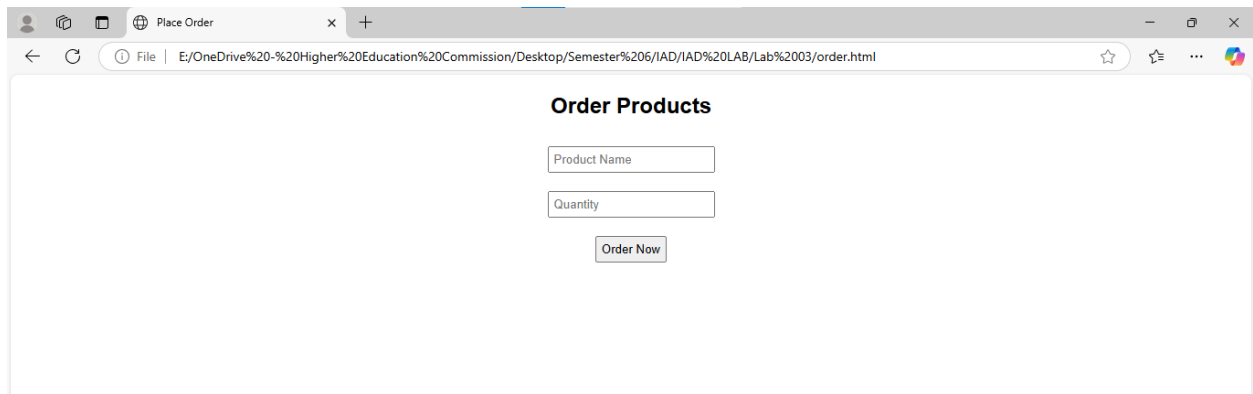


Search Products

Enter product name

Search

## Order Placement:



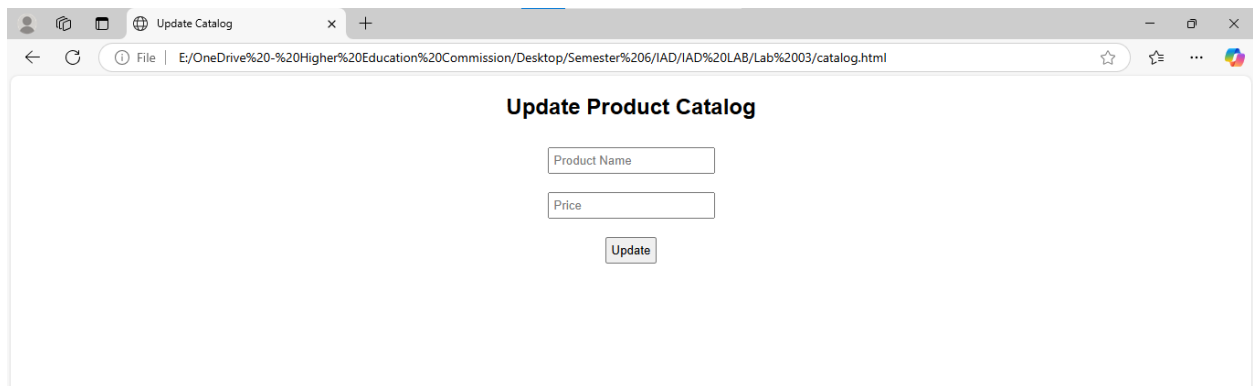
Order Products

Product Name

Quantity

Order Now

## Catalog:



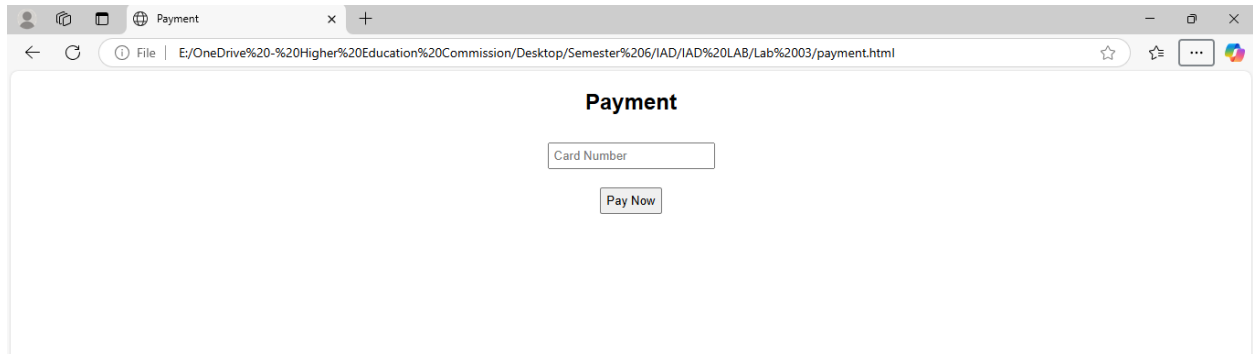
Update Product Catalog

Product Name

Price

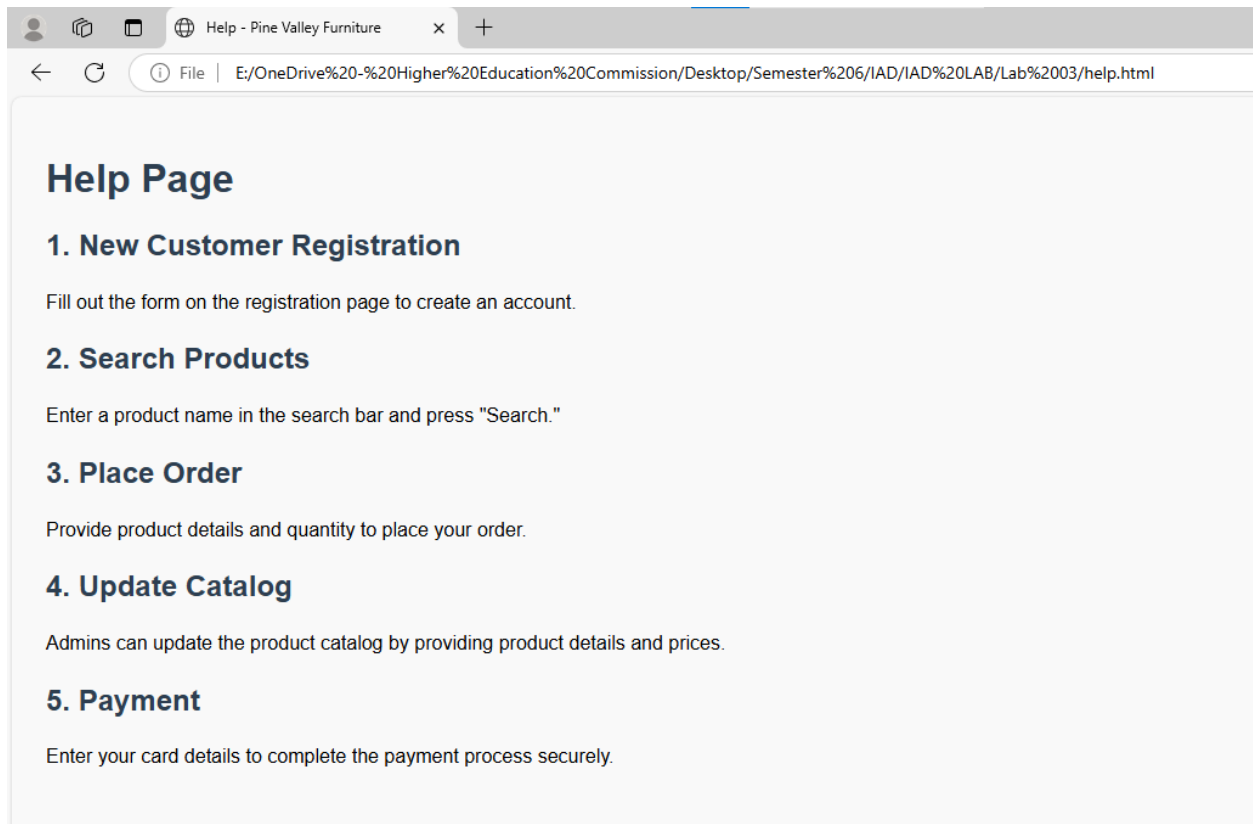
Update

## Payment:



The screenshot shows a web browser window with a single tab titled 'Payment'. The address bar contains the file path: `E:/OneDrive%20-%20Higher%20Education%20Commission/Desktop/Semester%206/IAD/IAD%20LAB/Lab%2003/payment.html`. The page content is a simple form with the title 'Payment' centered at the top. Below the title is a text input field labeled 'Card Number'. Underneath the input field is a button labeled 'Pay Now'.

## Help:



The screenshot shows a web browser window with a single tab titled 'Help - Pine Valley Furniture'. The address bar contains the file path: `E:/OneDrive%20-%20Higher%20Education%20Commission/Desktop/Semester%206/IAD/IAD%20LAB/Lab%2003/help.html`. The page content is a help page with the title 'Help Page' in a large, bold font. Below the title is a list of five numbered sections, each with a brief description:

- 1. New Customer Registration**  
Fill out the form on the registration page to create an account.
- 2. Search Products**  
Enter a product name in the search bar and press "Search."
- 3. Place Order**  
Provide product details and quantity to place your order.
- 4. Update Catalog**  
Admins can update the product catalog by providing product details and prices.
- 5. Payment**  
Enter your card details to complete the payment process securely.